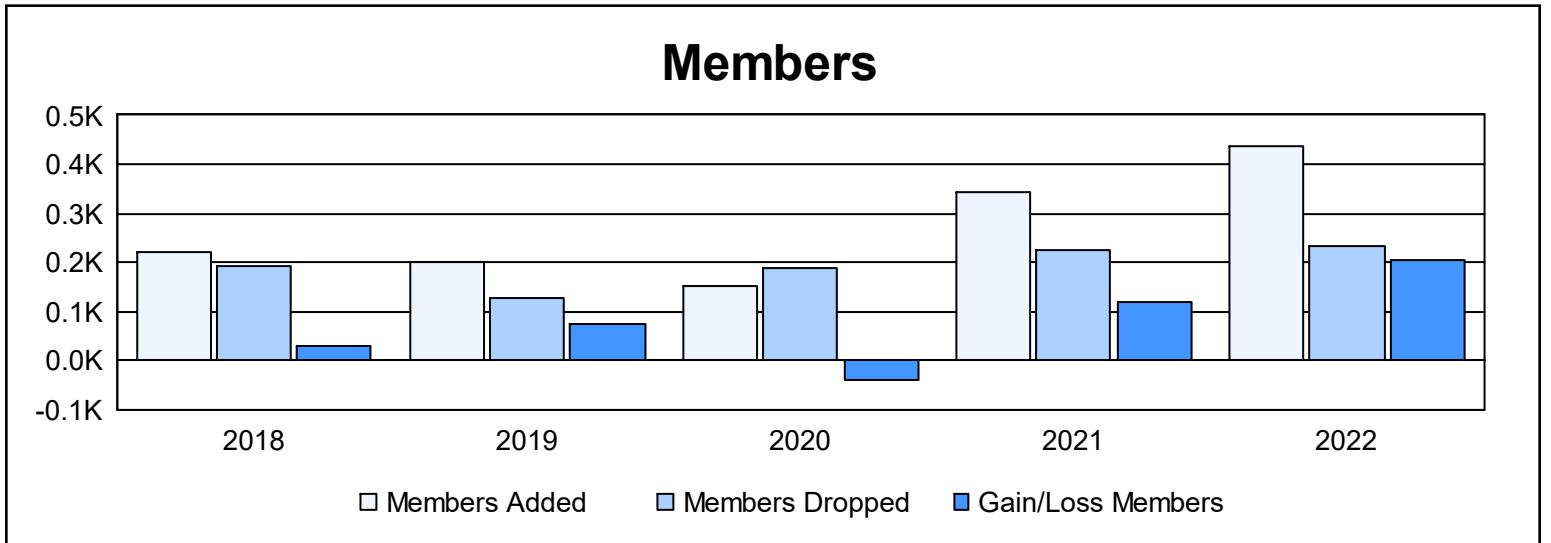
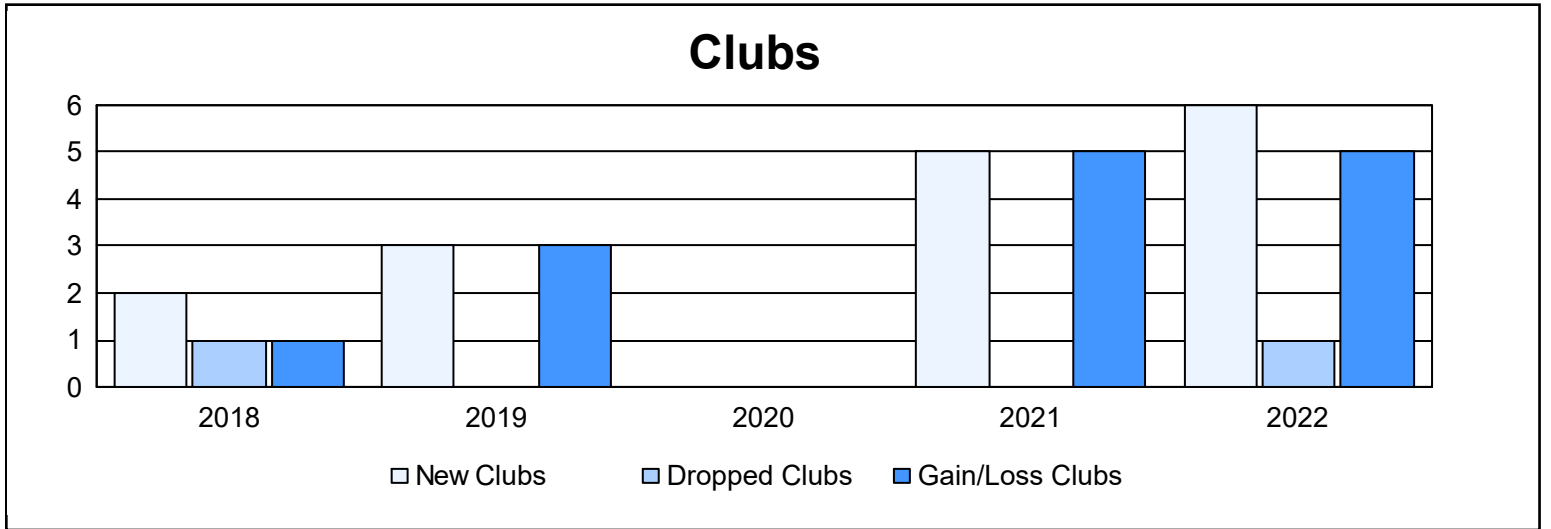
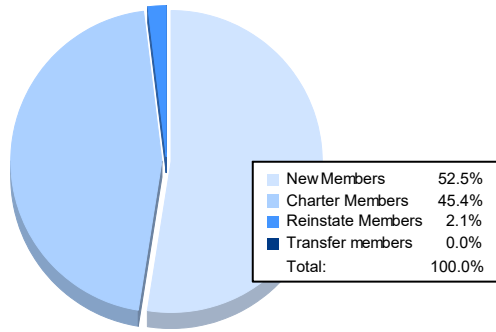


Year	New Clubs	Dropped Clubs	Gain/ Loss Clubs	New Members	Charter Members	Reinstate Members	Transfer Members	Total Member Added	Total Members Dropped	Gain/ Loss Members
2017-2018	2	1	1	161	55	5	1	222	194	28
2018-2019	3	0	3	104	84	10	4	202	128	74
2019-2020	0	0	0	72	29	50	0	151	189	-38
2020-2021	5	0	5	169	126	43	4	342	224	118
2021-2022	6	1	5	230	199	9	0	438	235	203
<b>Average</b>	<b>3</b>	<b>0</b>	<b>3</b>	<b>147</b>	<b>99</b>	<b>23</b>	<b>2</b>	<b>271</b>	<b>194</b>	<b>77</b>



### Membership Composition June 2022 Cumulative



### Gender Composition June 2022 Cumulative

